

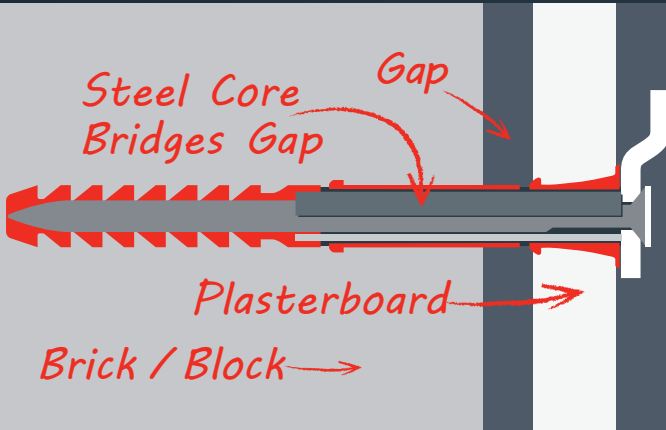
TIMCO

COREFIX

Dot & Dab Wall Fixing Solved!

✓ Lightweight/thermal blockwork

✓ All types of brick & blockwork




COREFIX is suitable for mounting TVs, radiators and cabinets onto Dot & Dab walls, plasterboard over all types of brick and blockwork.



INSTALL IN JUST 5 EASY STEPS!



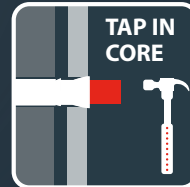
1. Drill hole to required depth using 10mm masonry drill bit. Turn off hammer drill for aerated blocks.



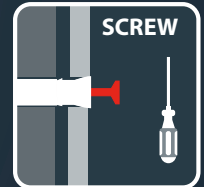
2. Blow to ensure all debris and dust has been removed from the hole.



3. Gently tap plug into place until flange contacts the plasterboard.



4. Then tap metal core into place.



5. Screw fixture to the wall with supplied screw.

COREFIX 100

5.0 x 100mm Screw
Max Fixture Thickness - 10mm

Available in:

Box of 24
Code: CFX024T

Pack of 4
Code: CFX004T

Clamshell of 6
(Drill bit included)
Code: CFX006RVT



COREFIX 120

5.0 x 120mm Screw
Max Fixture Thickness - 30mm

Available in:

Box of 24
Code: CFX024PT

Pack of 4
Code: CFX004PT



Timber Battens



Shelves

Warning: Always check for cables and pipes before drilling and use suitable protective equipment.